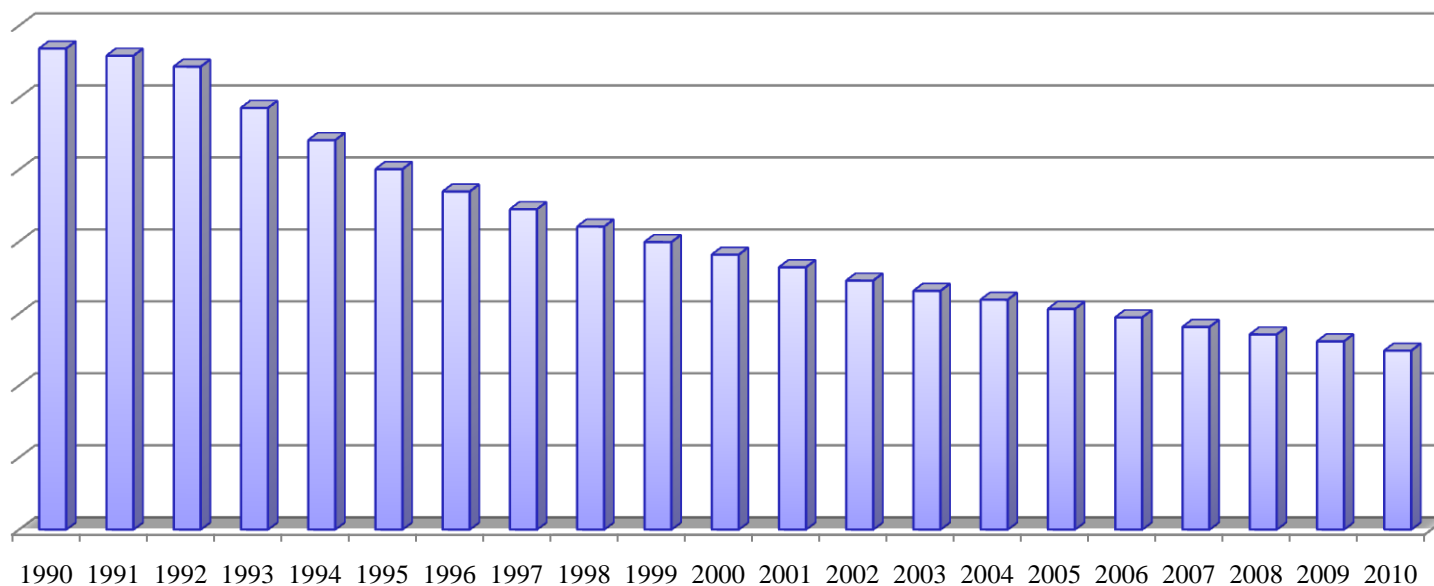


# ADULT EDUCATION in Latvia

Ministry of Education and Science of the Republic of Latvia  
Policy Coordination Department  
Senior Officer of Lifelong Learning  
Development Division  
Jeļena Muhina

# Why adult education?

141<sup>st</sup> by population



Age (years)	Age changes of population between 1990 and 2010
0–19	-8.21%
20–...	+8.21%

# Plans or Planning: Process or Result?

## *Developed:*

- Lifelong Learning Strategy 2007–2013
- Implementation Programme 2008–2013

In 2009 amendments to the Lifelong Learning Strategy and Implementation Programme were made

Amendments to the Programme reinforce labour market oriented priorities in education and training according to the National action plan for economic stabilisation and development (February, 2009), and emphasize adult education and training

# Lifelong learning principle

“from cradle to grave”

lifelong – lifewide – lifedeeep



Formal  
education

Non-formal  
education

Informal  
learning

Provide opportunity  
to gain knowledge and skills  
for everyone

LV adult education aim  
2020 – 15%

LV Early school leavers aim  
2020 – 13,4%

Youth Law – young person is a  
person who is under 25 years  
old

# AE Possibilities

## **Formal education:**

- Basic education (Evening schools and classes)
- Secondary education (Evening schools and classes)
- Vocational education and professional development
- Tertiary education (Academic and professional HE)
- Postgraduate education

## **Non-formal education:**

- Adults non-formal education  
(stakeholders: state, municipalities  
private and non-governmental sector)

## **Informal learning**



# Lifelong Learning Benchmark

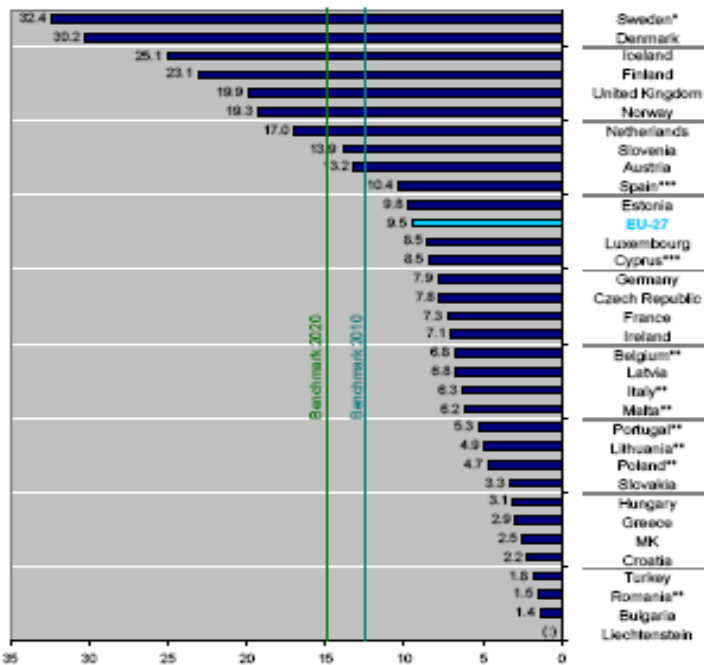
	2002.	2003.	2004.	2005.	2006.	2007.	2008.	2009.	2010.	2011.	2012.	2013.	2020.
EU	7.2%	8.5%	9.3%	9.8%	9.7%	9.5%	9.5%	<b>9.3%</b>	12.5%	-	-	-	15%
LV	7.3%	7.8%	8.4%	7.9%	6.9%	7.1%	6.8%	<b>5.3%</b>	9.0%	10.0%	11.0%	12.5%	15%

Source: Eurostat

2007 – 7.1%;    2008 – 6.8%;    2009 – 5.3%

# Participation of adults in education and training

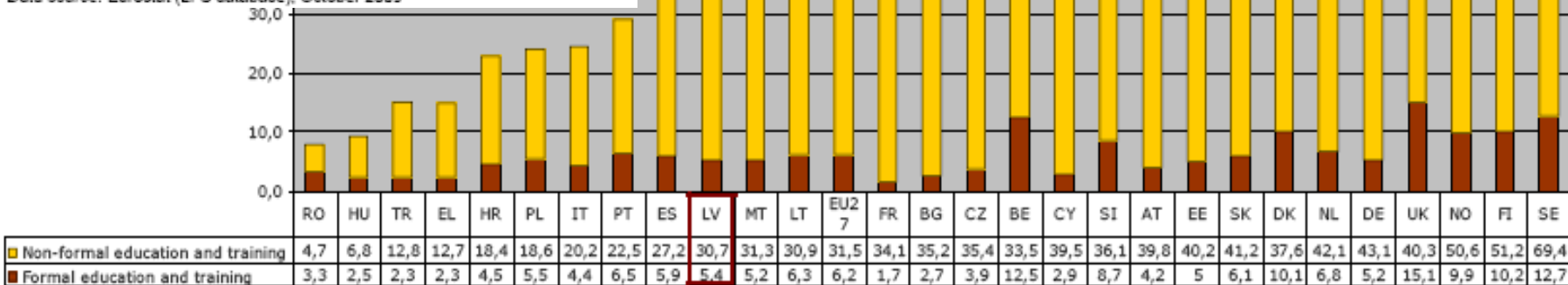
Percentage of the adult population aged 25 to 64 participating in education and training (2008)



The Labour Force Survey  
(4 weeks; every year)

The Adult education Survey (52 weeks; each 5 years)

Data source: Eurostat (LFS database), October 2009



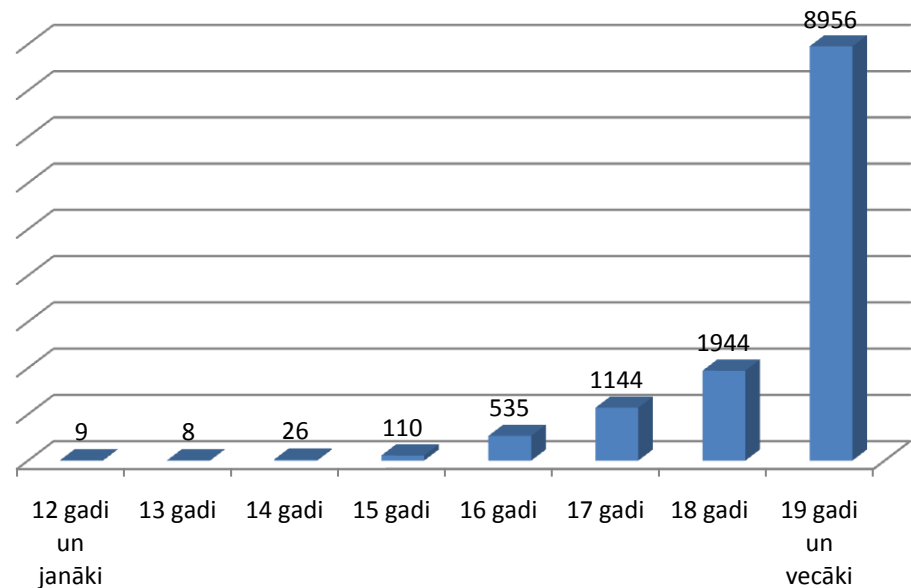
# Enhance the 'second chance' education

## Reduce the number early school leavers

	2002.	2003.	2004.	2005.	2006.	2007.	2008.	2009.	2010.*	2020.*
<b>ES</b>	17.0%	16.6%	16.1%	15.8%	15.5%	15.1%	14.9%	<b>14.4%</b>	-	10%
<b>LV</b>	16.9%	18.0%	14.7%	14.4%	14.8%	15.1%	15.5%	<b>13.9%</b>	-	13.4%

Source: Eurostat

2008/2009 – 34 evening schools  
2010/2011 – 27 evening schools



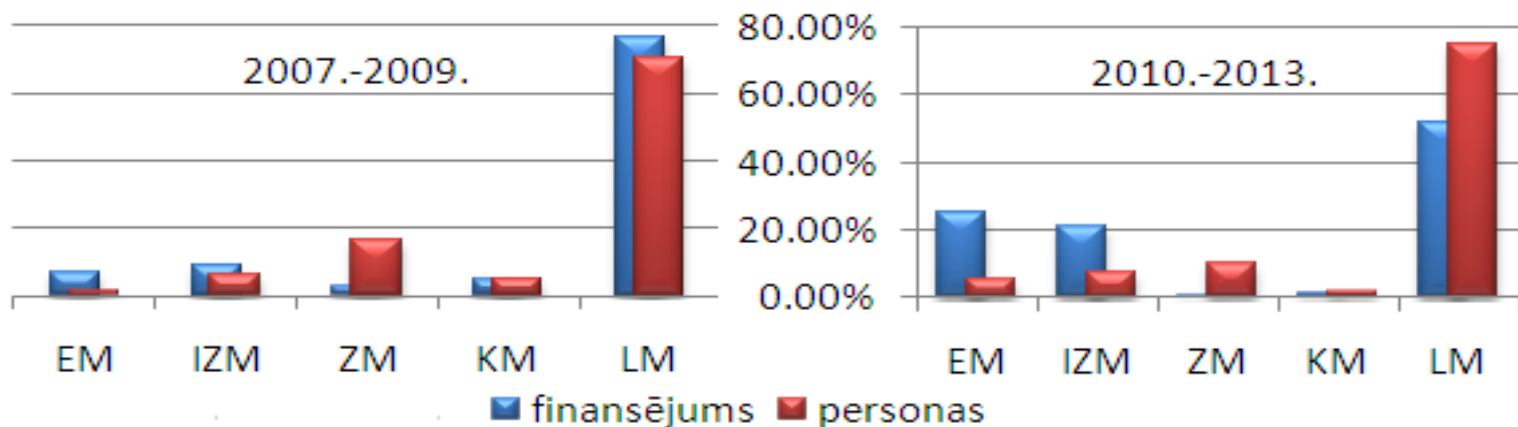


# Major Financing Sources

- State budget:
  - Ministry of Education and Science
  - Ministry of Welfare
  - Ministry of Economics
  - Ministry of Agriculture
  - Ministry of Culture
- Municipalities' budget
- European programmes
- Individual cost- sharing

# State Support for Adult Learners

Publiskā finansējuma un iesaistīto personu neformālajā ieaugušajā izglītībā īpatsvars  
sadalījumā pa laika periodiem un resoriem



Per annum

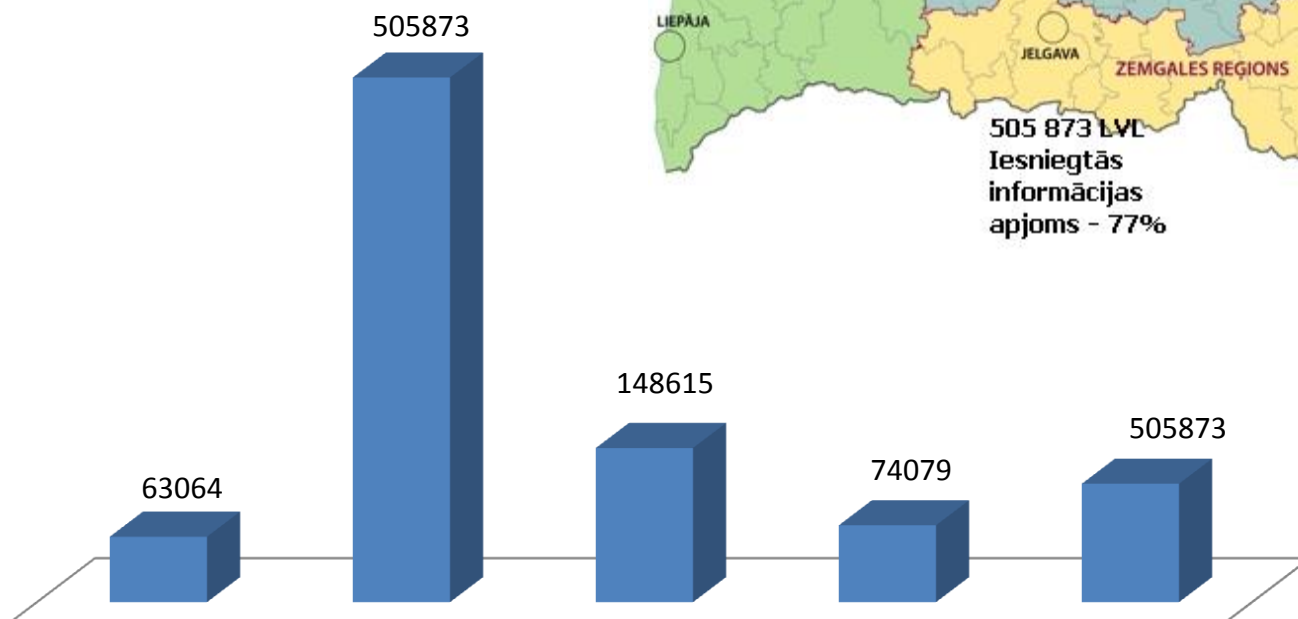
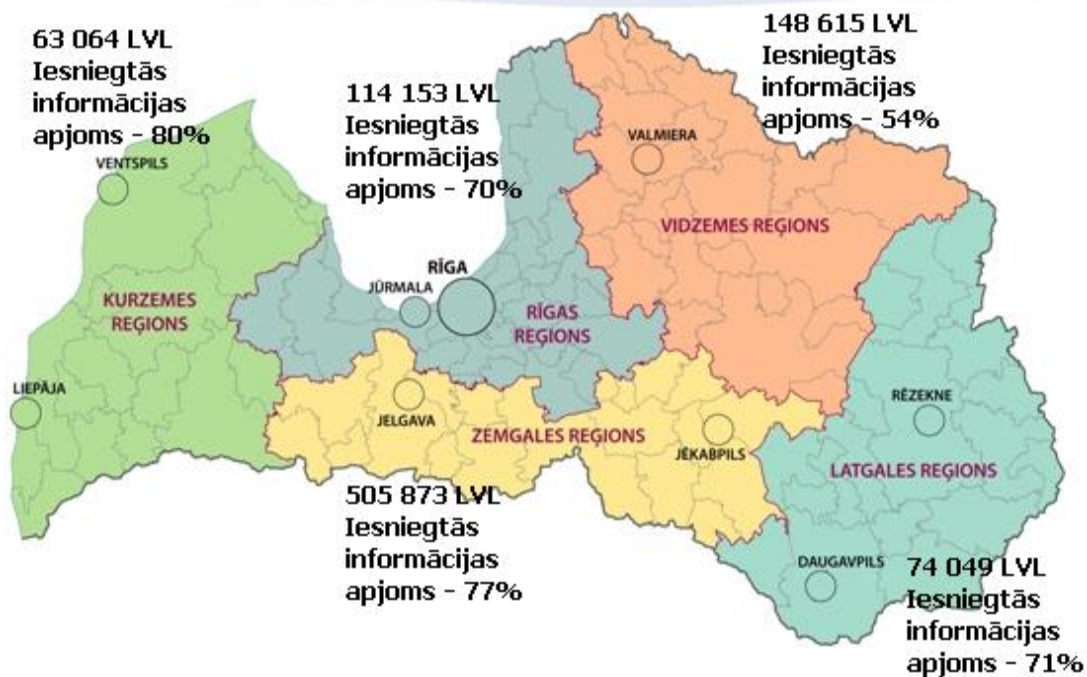
9,94 MLVL  
57 thousands adults  
Average 173 lats pp.

~ x 4 times  
158 thousands adults  
Average ~278 lats pp.

Unemployed, job seekers, employees, business start-ups, culture sector, agriculture and education sector professionals, entrepreneurs

# Local Government's Initiatives

- 79 out of 118
- 1266 licenses
- 28 thousand adults (2%)



Kurzemes region Zemgales region Vidzemes region Latgales region Rīgas region

*Thank you for your attention!*

<http://izm.izm.gov.lv/nozares-politika/izglitiba/muzizglitiba.html>

<http://www.muzizglitiba.lv/summary.html>